

**KITH**KITCHENS

**SELECTION  
GUIDE**

[WWW.KITHKITCHENS.COM](http://WWW.KITHKITCHENS.COM)



# DOOR STYLES



PORTRAIT OAK  
CHARCOAL



HERITAGE OAK  
ESPRESSO



PORTRAIT MAPLE  
SLATE



LEXINGTON MAPLE  
HAZE



COLONY OAK VINTAGE  
CHARCOAL



COTTAGE OAK BRUSHED  
BROWN ALABASTER

# DOOR STYLES



HOLLINGSWORTH MAPLE  
NAVAL



HERITAGE MAPLE  
VINTAGE SLATE



KINGSTON MAPLE  
CHOCOLATE GLAZE  
ANTIQUE WHITE



WILMINGTON MAPLE  
BRUSHED BROWN TAUPE




COLONY MAPLE  
CREEKSTONE



COTTAGE MAPLE  
BRUSHED GRAY  
CREEKSTONE

# DOOR STYLES



BRIGHTON MAPLE  
PEWTER GLAZE BRIGHT  
WHITE



HARMONY MAPLE  
VINTAGE NUTMEG



RIDGEWOOD MAPLE  
VINTAGE TOFFEE



RICHMOND MAPLE  
BRUSHED GRAY TAUPE



WILLIAMSBURG OAK  
HEIRLOOM GRAY  
WILLOW GRAY



SALEM MAPLE  
BRUSHED BROWN HAZE

# DOOR STYLES



SHAKER MAPLE  
IRON



TRADEWIND MAPLE  
CHOCOLATE GLAZE  
BRIGHT WHITE



NORFOLK MAPLE  
VINTAGE DRIFTWOOD



CLASSIC CHERRY  
MERLOT



HOMESTEAD MAPLE  
BRUSHED GRAY  
WILLOW GRAY



HOMESTEAD II MAPLE  
WILLOW GRAY

# DOOR STYLES



SHELBY MAPLE  
HEIRLOOM BROWN



BENTON MAPLE  
ALABASTER



SAVANNAH MAPLE  
VINTAGE JAVA



BRIARWOOD MAPLE  
VINTAGE CHARCOAL



JAMESTOWN MAPLE  
NUTMEG



YORKTOWN MAPLE  
VINTAGE PECAN

# DOOR STYLES



HARMONY CHERRY  
HEIRLOOM BROWN  
GINGER



HAMPTON MAPLE  
BRUSHED GRAY  
ALABASTER



HOMESTEAD CHERRY  
PECAN



HOMESTEAD II CHERRY  
VINTAGE NATURAL



NORFOLK CHERRY  
NUTMEG



RICHMOND CHERRY  
RUBBED EBONY



# DOOR STYLES



CLAREMONT CHERRY  
HEIRLOOM BROWN  
TOFFEE



JAMESTOWN CHERRY  
BRUSHED BROWN  
CREEKSTONE



YORKTOWN CHERRY  
HEIRLOOM GRAY  
ALABASTER



HARTFORD MAPLE  
BRIGHT WHITE



WHITFIELD MAPLE  
BRUSHED BROWN  
BRIGHT WHITE



LAWRENCE MAPLE  
VINTAGE ASH

# STAINS



MAPLE  
NATURAL



MAPLE  
TOFFEE




MAPLE  
GINGER



MAPLE  
JAVA



MAPLE  
CRANBERRY



MAPLE  
MERLOT



MAPLE  
DRIFTWOOD



MAPLE  
CHARCOAL

# STAINS



MAPLE  
ESPRESSO



MAPLE  
NUTMEG



MAPLE  
PECAN



MAPLE  
SLATE



MAPLE  
ASH




















# PAINTS



MAPLE  
BRIGHT WHITE




MAPLE  
ALABASTER




MAPLE  
ANTIQUE WHITE




MAPLE  
WILLOW GRAY




MAPLE  
CREEKSTONE



MAPLE  
IRON



MAPLE  
HAZE




MAPLE  
NAVAL


# PAINTS



MAPLE  
TAUPE



MAPLE  
EBONY



MAPLE  
OLIVE

# KITH KITCHENS

A KITCHEN IS THE  
HEART OF EVERY HOME.

OUR FINISHES WILL OPEN THE DOOR TO  
CREATING THE KITCHEN OF YOUR DREAMS.



# FINISH ENHANCEMENTS



## GLAZES

Hand-wiping a complementing heavily pigmented stain to the base color of a wood component to accent the detail and wood grain.

*shown in Savannah Maple Alabaster Coffee Glaze*



## RUB-THROUGH

The component is given a worn look by sanding the base color to the wood.

*shown in Richmond Cherry Rubbed Ebony*



## BRUSHED BROWN GLAZE

Applying a light brown glaze over the base color of a wood component with a paint brush which gives the part a soft contrasting brush stroke look.

*shown in Cottage Oak Brushed Brown Glaze Alabaster*



## BRUSHED GRAY GLAZE

Applying a gray glaze over the base color of a wood component with a paint brush which gives the part a soft contrasting brush stroke look.

*shown in Cottage Maple Brusher Gray Glaze Creek Stone*

# FINISH ENHANCEMENTS



## VINTAGE

A Complementing Glaze Process that is applied by hand, the glaze is then feathered-out with a paint brush giving the component a burnished and brushed stroke look.

*shown in Norfolk Maple Vintage Driftwood*



## HEIRLOOM BROWN

The component is given a antiqued worn look by sanding the base color to the wood adding knife marks and worm holing and a complimenting brush stroked glaze.

*shown in Homestead Maple Heirloom Brown Willow Gray*



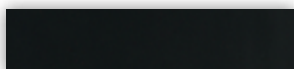
## HEIRLOOM GRAY

The component is given a antiqued worn look by sanding the base color to the wood adding knife marks and worm holing and a complimenting brush stroked glaze.

*shown in Williamsburg Oak Heirloom Gray Willow Grey*

# GLAZES

Glazes available on all stains and paints.



**COFFEE - EBONY  
GLAZE**



*Shown on Savannah Maple  
Alabaster Coffee Glaze*



**CHOCOLATE - JAVA  
GLAZE**




*Shown on Briarwood  
Maple Chocolate Glaze  
Toffee*



**PEWTER -  
WILLOW GRAY GLAZE**




*Shown on Brighton Maple  
Pewter Glaze Bright White*



**LINEN -  
BRIGHT WHITE GLAZE**



*Shown on Brighton Maple  
Linen Glaze Creekstone*



**KHAKE - TAUPE  
GLAZE**




*Shown on Harmony Maple  
Khaki Glaze Espresso*

# VINTAGE

*Vintage finishes available on all stains.*



VINTAGE  
CHARCOAL




VINTAGE  
DRIFTWOOD



VINTAGE  
JAVA



VINTAGE  
NATURAL



VINTAGE  
NUTMEG



VINTAGE  
PECAN



VINTAGE  
TOFFEE



VINTAGE  
SLATE



# BRUSHED

*Brushed brown and brushed gray finishes available on all paints.*



MAPLE HOMESTEAD  
WILLOW GRAY  
BRUSHED GRAY



MAPLE BENTON  
WILLOW GRAY  
BRUSHED BROWN



MAPLE HOMESTEAD  
CREEKSTONE  
BRUSHED GRAY



MAPLE HOMESTEAD  
CREEKSTONE  
BRUSHED BROWN



MAPLE LAWRENCE  
ANTIQUE WHITE  
BRUSHED GRAY



MAPLE SHAKER  
KENTUCKY HAZE  
BRUSHED BROWN

# HEIRLOOM

*Heirloom brown available on all paints and stains. Heirloom gray available on all paints.*



MAPLE SHAKER  
CREEKSTONE  
HEIRLOOM GRAY



MAPLE HOMESTEAD  
WILLOW GRAY  
HEIRLOOM BROWN



MAPLE BENTON  
ALABASTER  
HEIRLOOM GRAY



CHERRY HOMESTEAD  
TOFFEE  
HEIRLOOM BROWN



OAK WILLIAMSBURG  
WILLOW GRAY  
HEIRLOOM GRAY



MAPLE HOMESTEAD  
BRIGHT WHITE  
HEIRLOOM BROWN

DESIGN IS A PLAN FOR ARRANGING ELEMENTS  
IN SUCH A WAY AS BEST TO ACCOMPLISH A  
PARTICULAR PURPOSE. **CHARLES EAMES**

QUALITY  
FORM FOLLOWS FUNCTION - THAT HAS BEEN  
MISUNDERSTOOD. FORM AND FUNCTION  
SHOULD BE ONE, JOINED IN A SPIRITUAL  
UNION. **FRANK LLOYD WRIGHT**  
CRAFTSMANSHIP

DETAIL  
CLASSICAL DESIGN IS A MIRROR OF THE  
HUMAN MIND. IT'S HOW WE SEE THE WORLD.  
**ROBERT MCKEE**  
STYLE

DESIGN IS A FUNNY WORD. SOME PEOPLE  
THINK DESIGN MEANS HOW IT LOOKS. BUT  
OF COURSE, IF YOU DIG DEEPER, IT'S REALLY  
HOW IT WORKS. **STEVE JOBS**

# KITH KITCHENS

HALEYVILLE, ALABAMA • [WWW.KITHKITCHENS.COM](http://WWW.KITHKITCHENS.COM)  
PROUDLY MADE IN THE USA

